
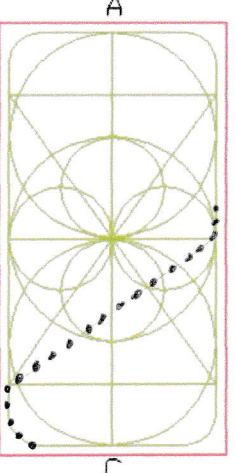

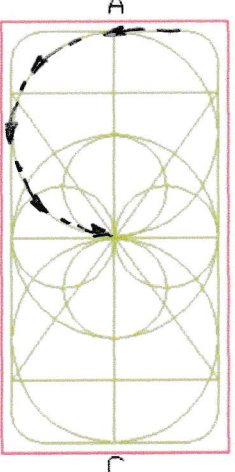
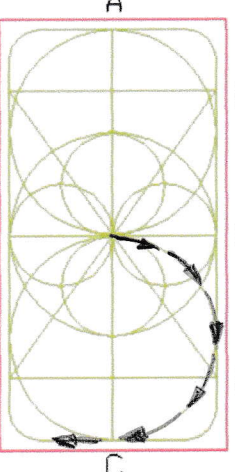

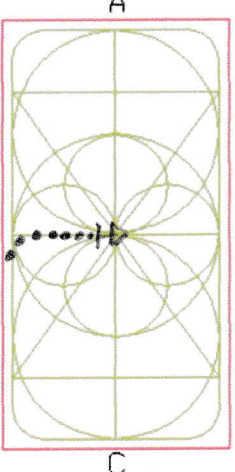
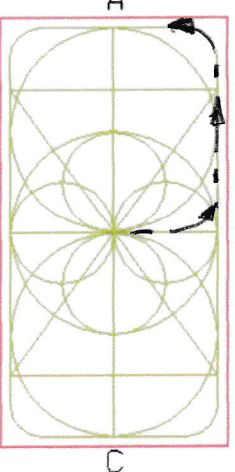
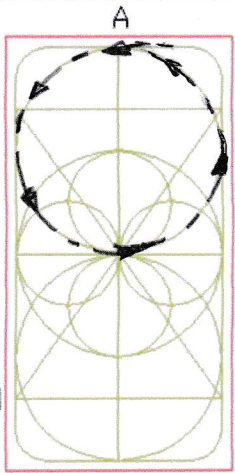
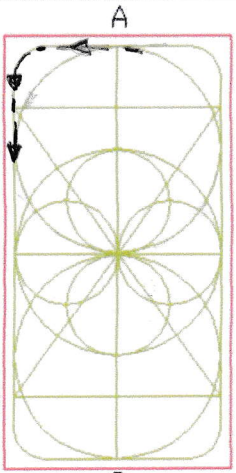
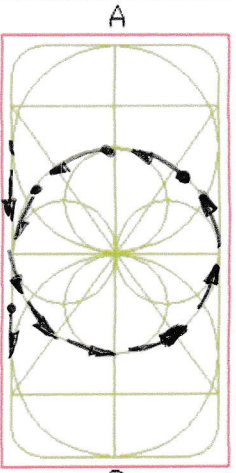
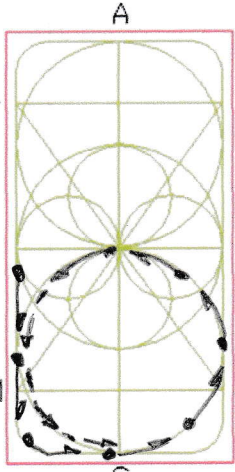
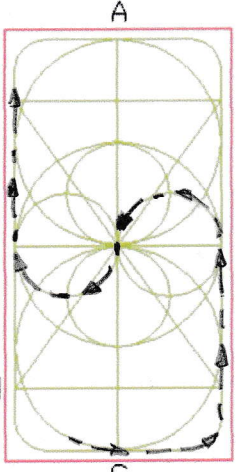
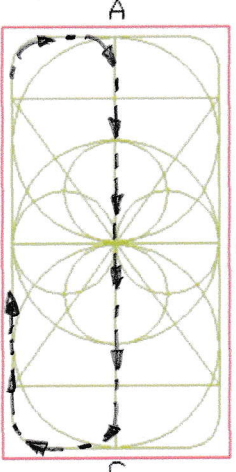
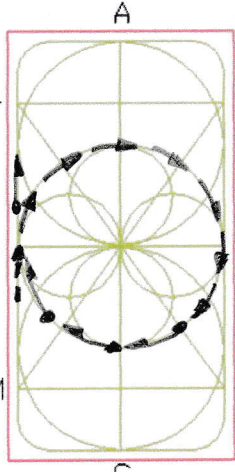
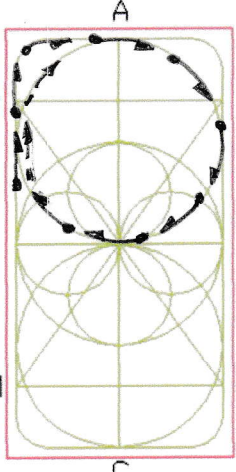
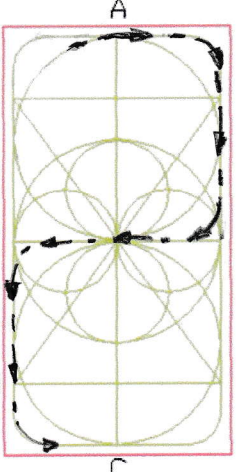
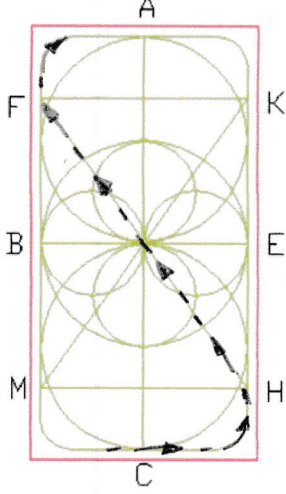
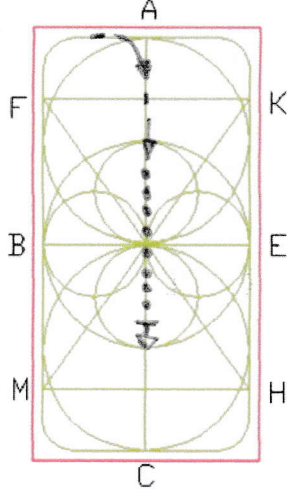
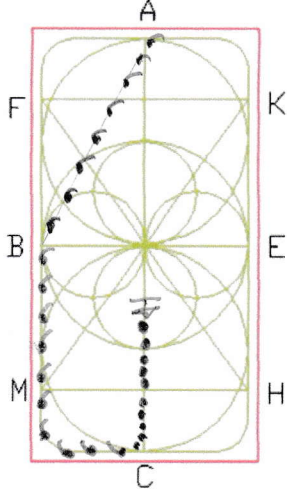
 <p style="text-align: right;">1</p>	 <p style="text-align: right;">2</p>	 <p style="text-align: right;">3</p>
<p>Tussen A en K Binnenkomen in arbeidsdraf op de rechterhand</p>	<p>Tussen H en C Overgang arbeidsstap</p>	<p>M-E Van hand veranderen</p>
 <p style="text-align: right;">4</p>	 <p style="text-align: right;">5</p>	 <p style="text-align: right;">6</p>
<p>Tussen E en K Overgang arbeidsdraf</p>	<p>A-X Halve grote volte links</p>	<p>X-C Halve grote volte rechts, daarbij doorzitten</p>
 <p style="text-align: right;">7</p>	 <p style="text-align: right;">8</p>	 <p style="text-align: right;">9</p>
<p>Tussen M en B Overgang arbeidsstap</p>	<p>B Afwenden Tussen B-E Halthouden, enkele seconden stilstaan</p>	<p>Voorwaarts arbeidsdraf E Linkerhand</p>

 <p style="text-align: center;">10</p>	 <p style="text-align: center;">11</p>	 <p style="text-align: center;">12</p>
<p>A-X-A Grote volte en na enkele drafpassen de pony de hals laten strekken</p>	<p>Tussen A en F Teugels op maat maken</p>	<p>B-E-B Grote volte, daarbij doorzitten Tussen E en B Op de grote volte arbeidsgalop links aanspringen</p>
 <p style="text-align: center;">13</p>	 <p style="text-align: center;">14</p>	 <p style="text-align: center;">15</p>
<p>C-X-C Grote volte Tussen X en C Op de grote volte overgang arbeidsdraf</p>	<p>E Door een S van hand veranderen</p>	<p>A Afwenden C Rechterhand</p>
 <p style="text-align: center;">16</p>	 <p style="text-align: center;">17</p>	 <p style="text-align: center;">18</p>
<p>B-E-B Grote volte, daarbij doorzitten Tussen E en B Op de grote volte arbeidsgalop rechts aanspringen</p>	<p>A-X-A Grote volte Tussen X en A Op de grote volte overgang arbeidsdraf</p>	<p>E Afwenden B Linkerhand</p>

 <p style="text-align: right;">19</p>	 <p style="text-align: right;">20</p>	 <p style="text-align: right;">21</p>
<p>H-X-F van hand veranderen, daarbij enkele passen middendraf</p>	<p>A Afwenden Tussen D en X Overgang arbeidsstap Tussen X en G Halthouden en groeten</p>	<p>Voorwaarts in arbeidsstap C Hoefslag rechts volgen C-M-B-A In vrije stap de rijbaan verlaten</p>
<p>22* Impuls (activiteit van de bewegingen, gecontroleerde voorwaartse drang)</p>	<p>23 * De ontspannen en in aanleuning gaande pony (ontspannen beeld, contact hand ruiters/mond pony)</p>	<p>24 De houding en zit van de ruiter (hoofd/romp, armen/handen, benen/voeten)</p>
<p>25 De gehoorzaamheid van de pony en het effect van de hulpen (hand/teugel, zit, benen, sporen/zweep)</p>	<p>26 De verzorging van het geheel (amazone/ruiter, pony)</p>	